



Design Economy

People, Places and
Economic Value

Executive summary

About the *Industrial Design* Council

Our work encompasses thought leadership, tools and resources, showcasing excellence and research to evidence the value of design and influence policy. We uniquely work across all design sectors and deliver programmes with business, government, public bodies and the third sector. Our Design for Planet mission aims to accelerate the critical role design must play to address the climate crisis.

About the *research*

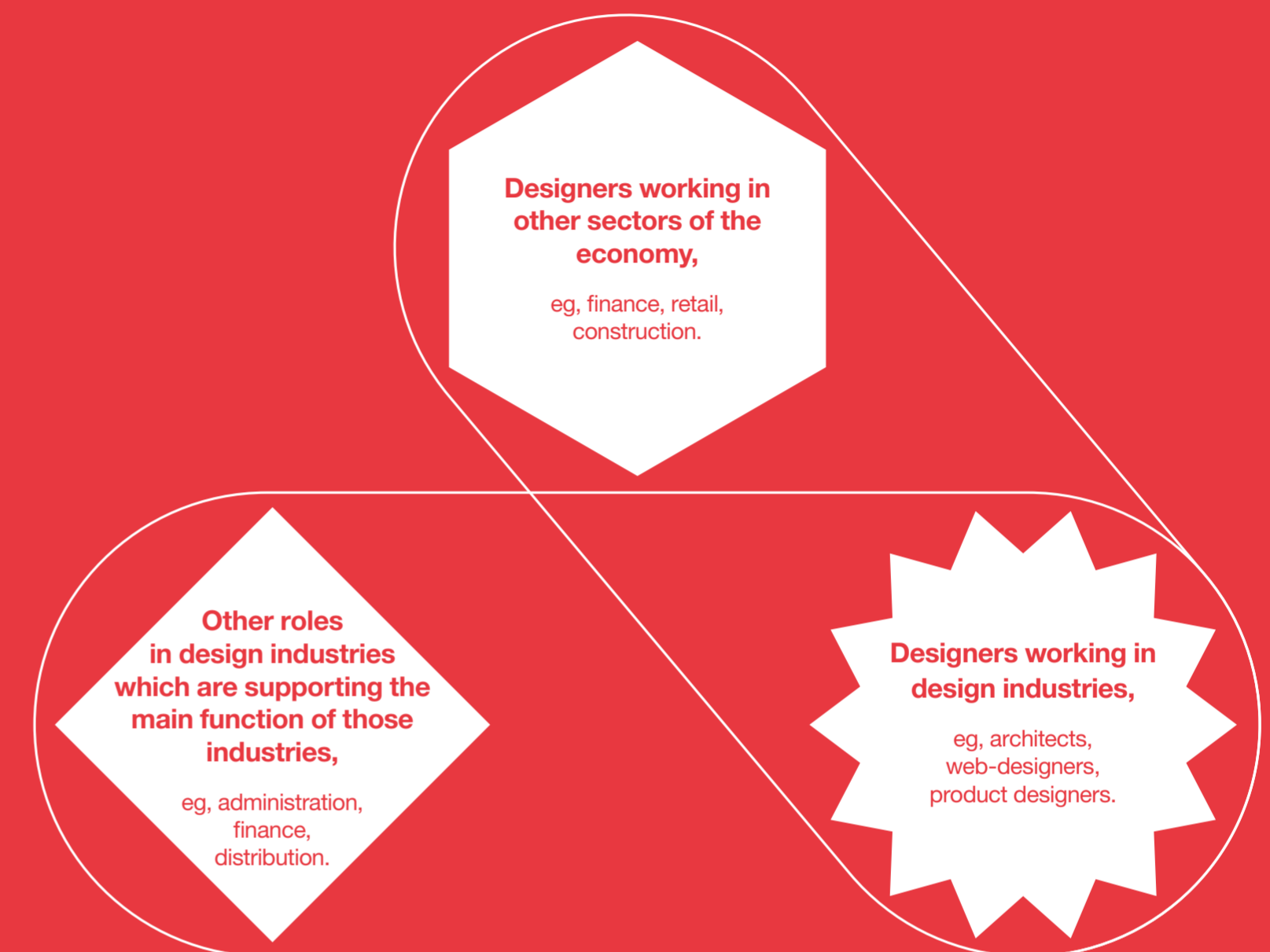
Design economy is the most comprehensive assessment of the value of design to the UK. Building on our previous research from 2015 and 2018, for the first time ever it explores the social and environmental value of design, as well as its crucial role in creating economic prosperity around the country.

This is a summary of our report on the scale, demographics and economic value of design. It uses a wider definition of design by analysis data from the Office of National Statistics to understand its importance to the entire economy. Forthcoming reports will explore how businesses and public sector use and understand design, and its social and economic impact.

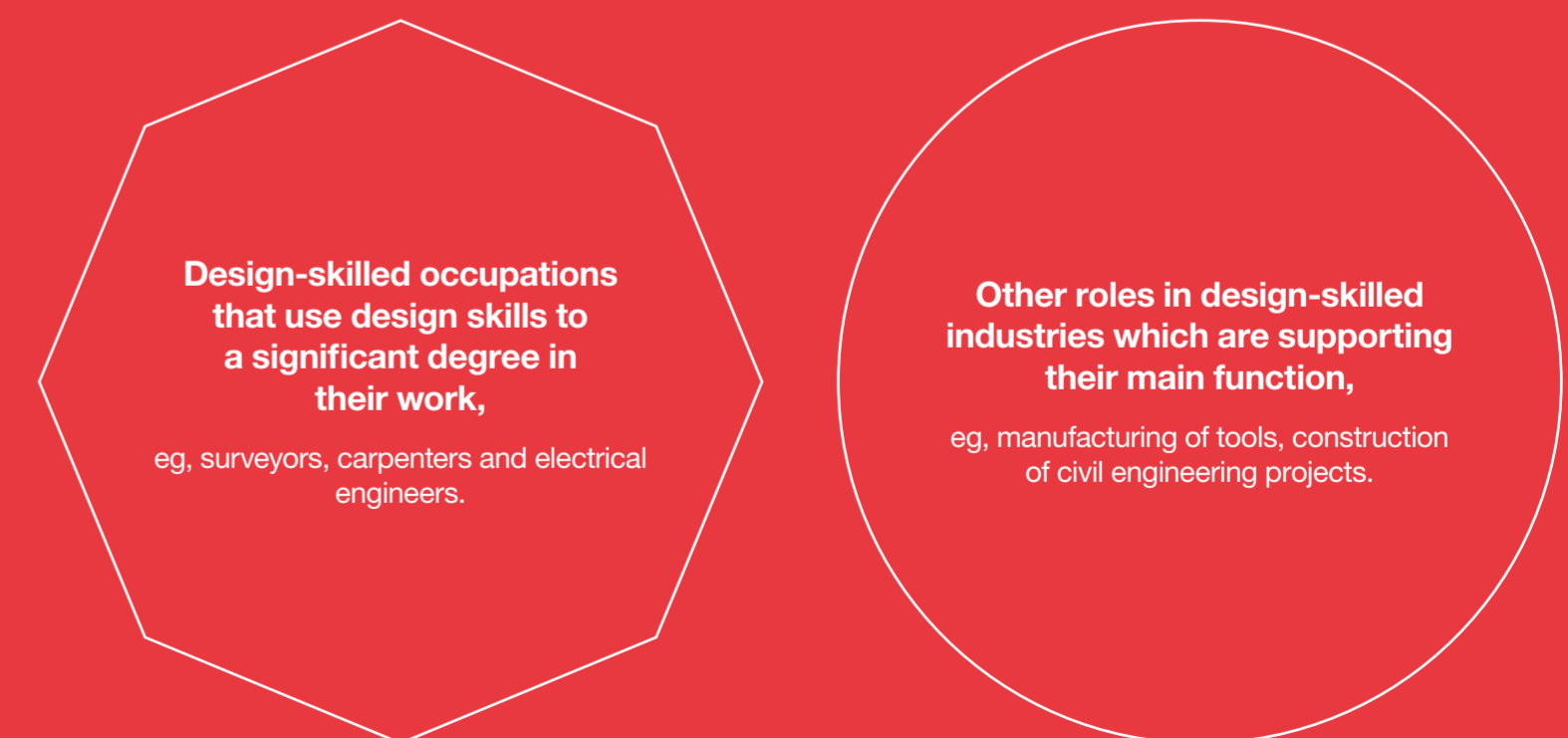
The research behind this report was undertaken by BOP Consulting and the Enterprise Research Centre. It builds on the methodology developed by University of Arts London Social Design Institute, BOP Consulting and the Design Council.

Find out more at: designcouncil.org.uk

The design economy includes:



In addition, design skills are important to:





Why *design*?

Design shapes the world: from the products and services we use each day, to the buildings and places that surround us, and the systems that underpin how we live. Faced with the climate and biodiversity emergencies, and high levels of social and regional inequality, the scale of what we need to design – and re-design – is enormous.

How might we decarbonise the homes, office blocks and public spaces which are responsible for 40% of the UK's total carbon emissions?¹ How might we design our healthcare systems to support the 3.1 million people who are predicted to be over 85 in 2040?² How might we improve physical and digital connectivity across the UK to improve living standards across urban and rural parts of the country? These are massive design challenges that require the skills of our entire design community.

The **design economy** spans diverse sectors from architecture, product design and fashion, to digital design, craft and graphics. It includes all those working in **design industries** such as in architecture firms or graphic design businesses. It also includes everyone working in **design roles in other parts of the economy**, for instance digital designers working in the NHS or financial services. We also look at the value of **design skills** where these are used by non-designers in their work.

This summary shares key insights into the people, places and economic value of design across the United Kingdom. It shows the vital and often hidden role the design economy plays in creating economic prosperity, its ability to address regional inequalities and its potential to support the UK's drive to achieve net-zero by 2050. It also identifies key challenges facing the sector – from slowing design industry exports, to persistent inequalities within the design workforce.

¹ UK Green Building Council, Whole Life Carbon Roadmap, 2020, [ukgbc.org](https://www.ukgbc.org)

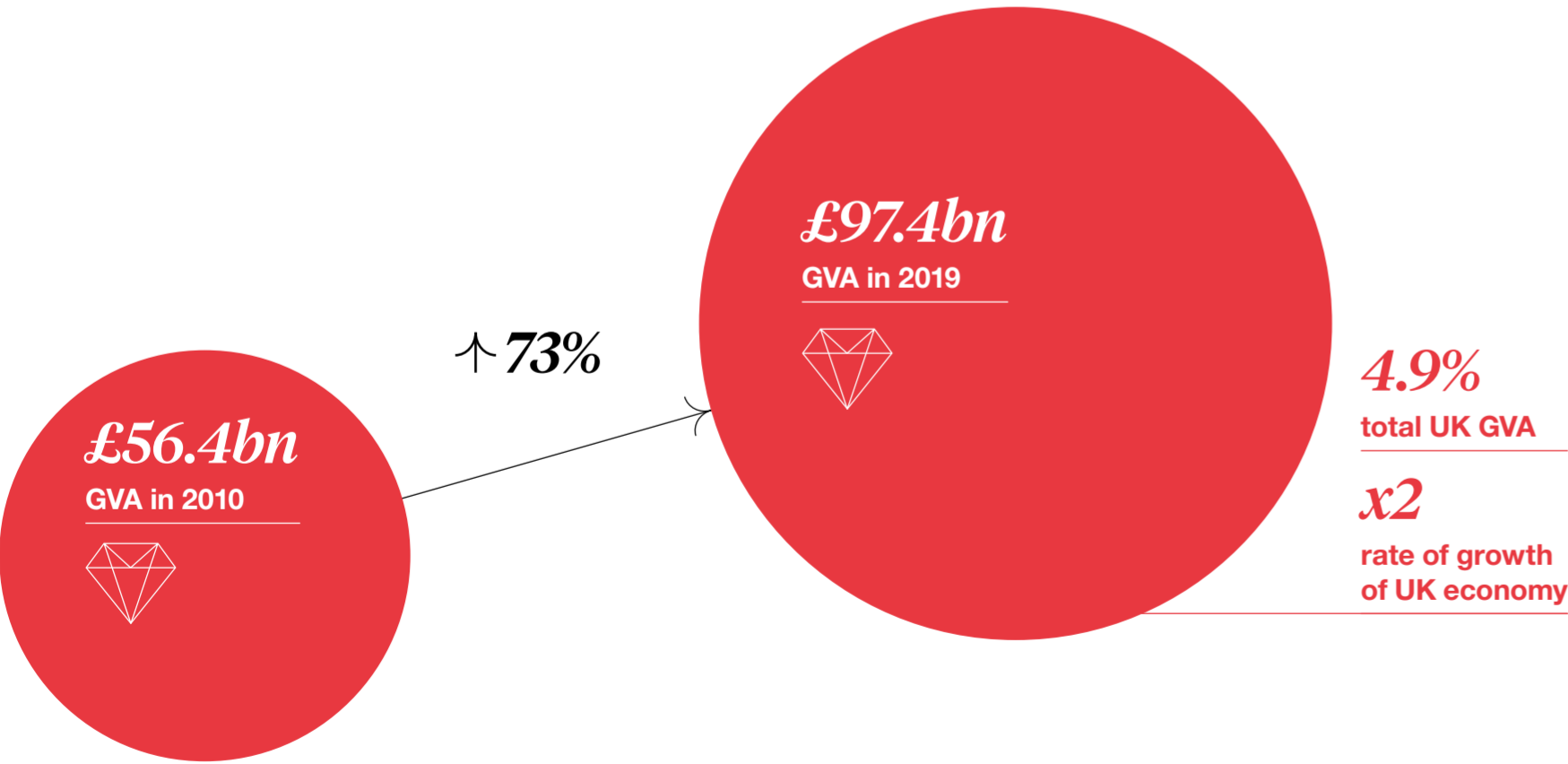
² ONS, National population projections, 2020. [ons.gov.uk](https://www.ons.gov.uk)

Design growth

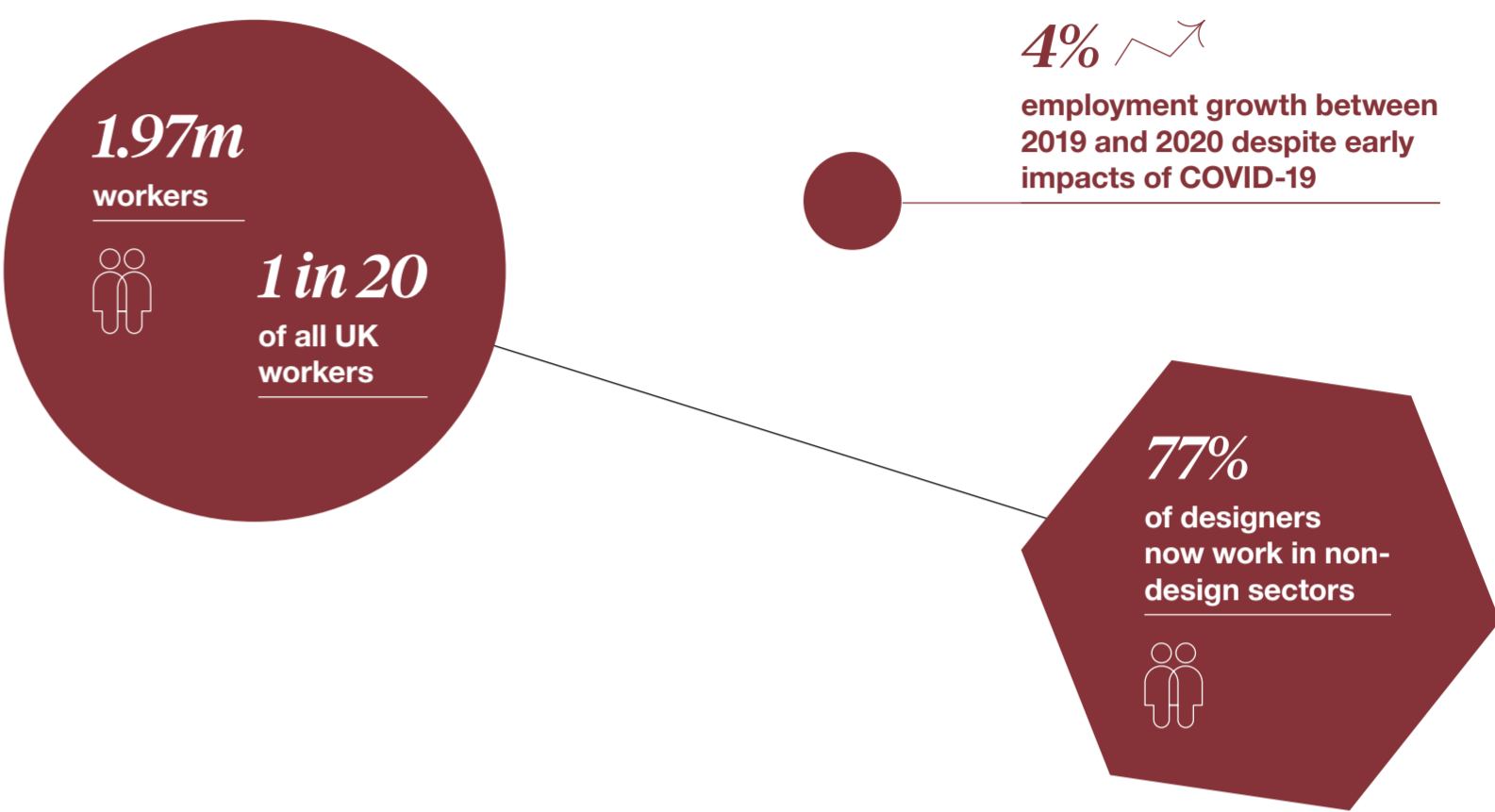
The design economy is a major – and fast growing – contributor to UK economic growth.

It brings significant value to the wider economy in sectors from finance to retail, which must be harnessed for environmental and social benefit, as well as economic prosperity.

- ⊕ In 2019 the design economy contributed £97.4bn in GVA to the UK economy, 4.9% of total UK GVA. This almost matches the value of the hospitality and real-estate sectors combined.³ It grew at twice the rate of the UK economy between 2010 and 2019.
- ⊕ The design economy is a major employer. In 2020 there were 1.97 million people working in the design economy – or one in twenty workers in the UK. Of these, 1.62 million were designers.
- ⊕ Design is also growing in importance across the economy: 77% of designers work in non-design sectors such as finance, retail and construction.
- ⊕ However, not all design sectors have benefited from high growth. Both craft and clothing have experienced contractions in their GVA contributions between 2010 and 2019: by 59% and 18% respectively.

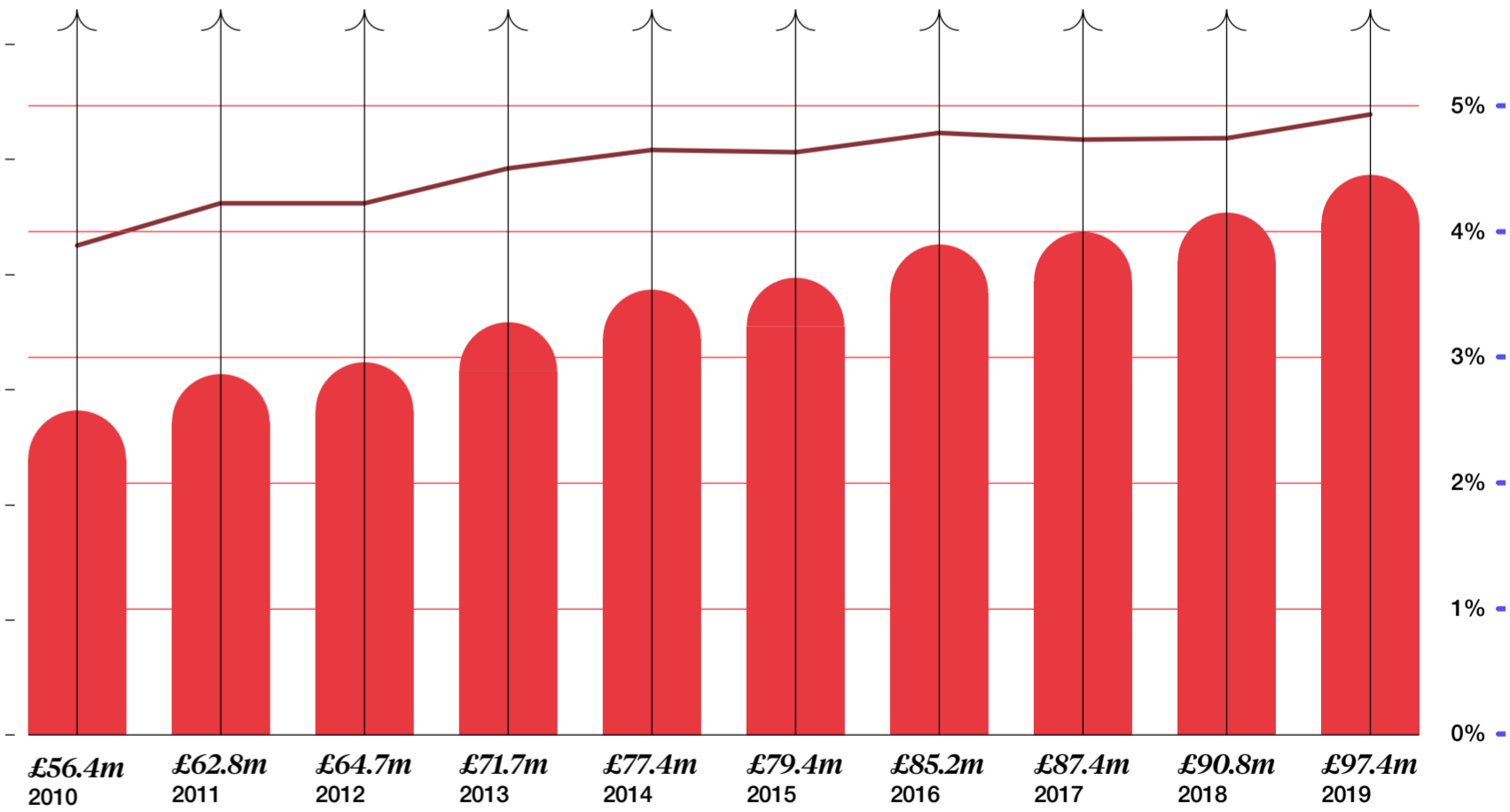


³ ONS, Annual Business Survey, 2022, ons.gov.uk
⁴ From DCMS, National Economic Estimates: 2011-2020, 2022. Between 2019-2020 multidisciplinary design industries experienced a 16.5% GVA contraction, twice the rate of the UK economy. Note this does not include the impact of COVID-19 on designers working in other parts of the economy.



Source: Annual Business Survey/ Annual Population Survey, ONS

Figure 1: Total design economy aGVA, 2010 – 2019 (£bn), and as a percentage of total UK aGVA.



Design Economy aGVA — Design Economy as % of total UK aGVA

Source: Annual Business Survey/ Annual Population Survey, ONS

Design *places*

The design economy improves living standards and has experienced growth across almost the entire UK.

With further support it could play an even greater role in creating flourishing places across the country.

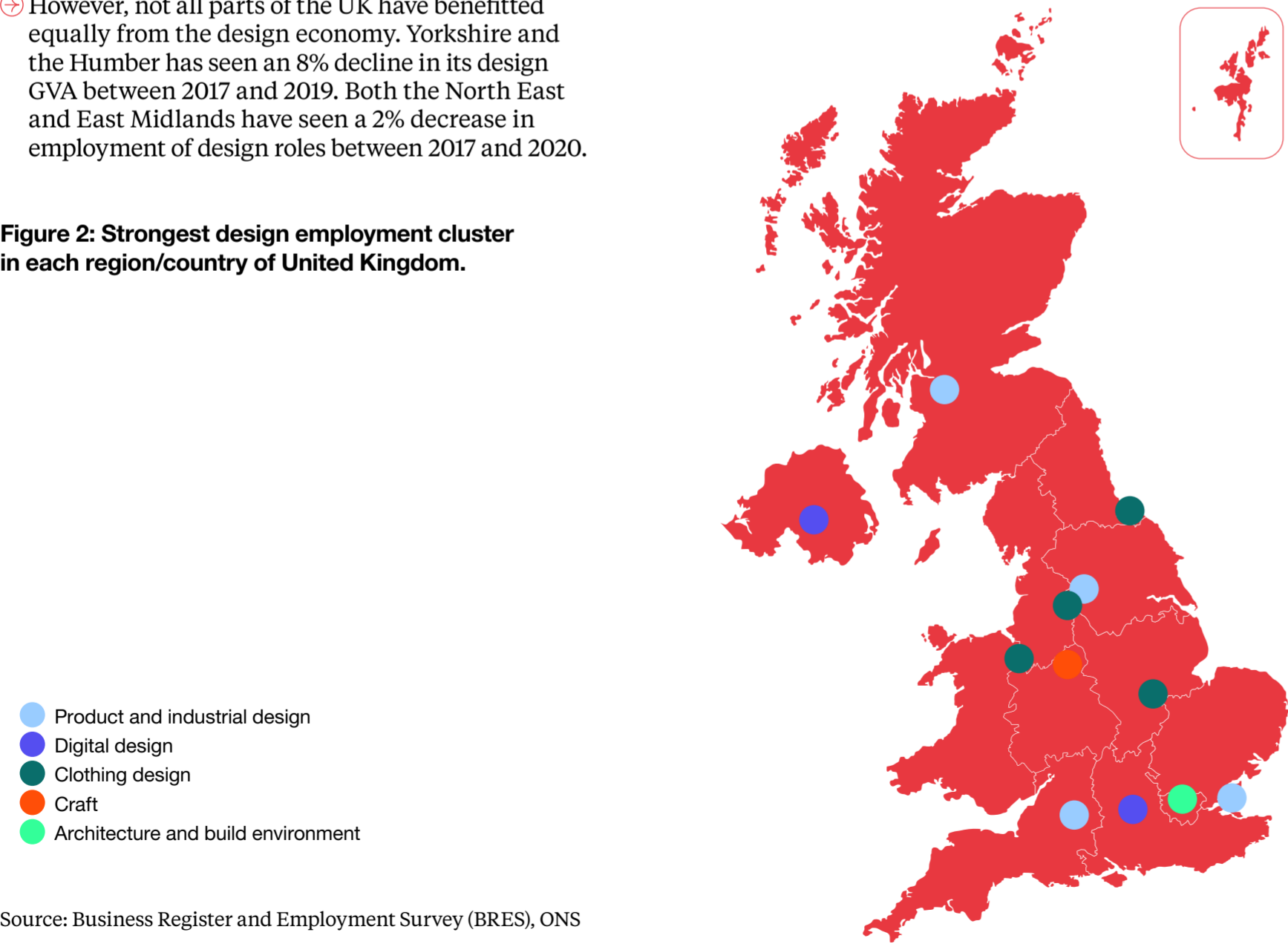
- ⊕ Between 2017 and 2019 almost all parts of the UK benefited from growth in the design economy, with each region generating at least £1.87bn in GVA annually. Scotland has seen the fastest growth: its design economy grew five times faster than the Scottish economy.

⊕ London continues to be a powerhouse for design. It is home to a third of all design businesses, the world’s top-two art and design universities,⁵ and generates 29.5% of all design economy GVA: £27.2bn in 2019. Part of its success lies in the fact that it has the highest concentration of designers of any regional economy.

⊕ However, not all parts of the UK have benefitted equally from the design economy. Yorkshire and the Humber has seen an 8% decline in its design GVA between 2017 and 2019. Both the North East and East Midlands have seen a 2% decrease in employment of design roles between 2017 and 2020.
- ⊕ Despite this, the UK is home to a rich tapestry of design clusters, from centres of excellence in craft in the Orkney Islands, to expertise in digital design in Northern Ireland, and product and industrial design in Wrexham. These reflect regional histories, expertise and specialisms that help create a sense of place and identity.

⊕ The presence of design clusters⁶ in local authorities is also positively correlated with higher employment, business growth and wages for key design sectors. Investment in design clusters can unlock wider economic and social benefits for the places they are a part of.

Figure 2: Strongest design employment cluster in each region/country of United Kingdom.

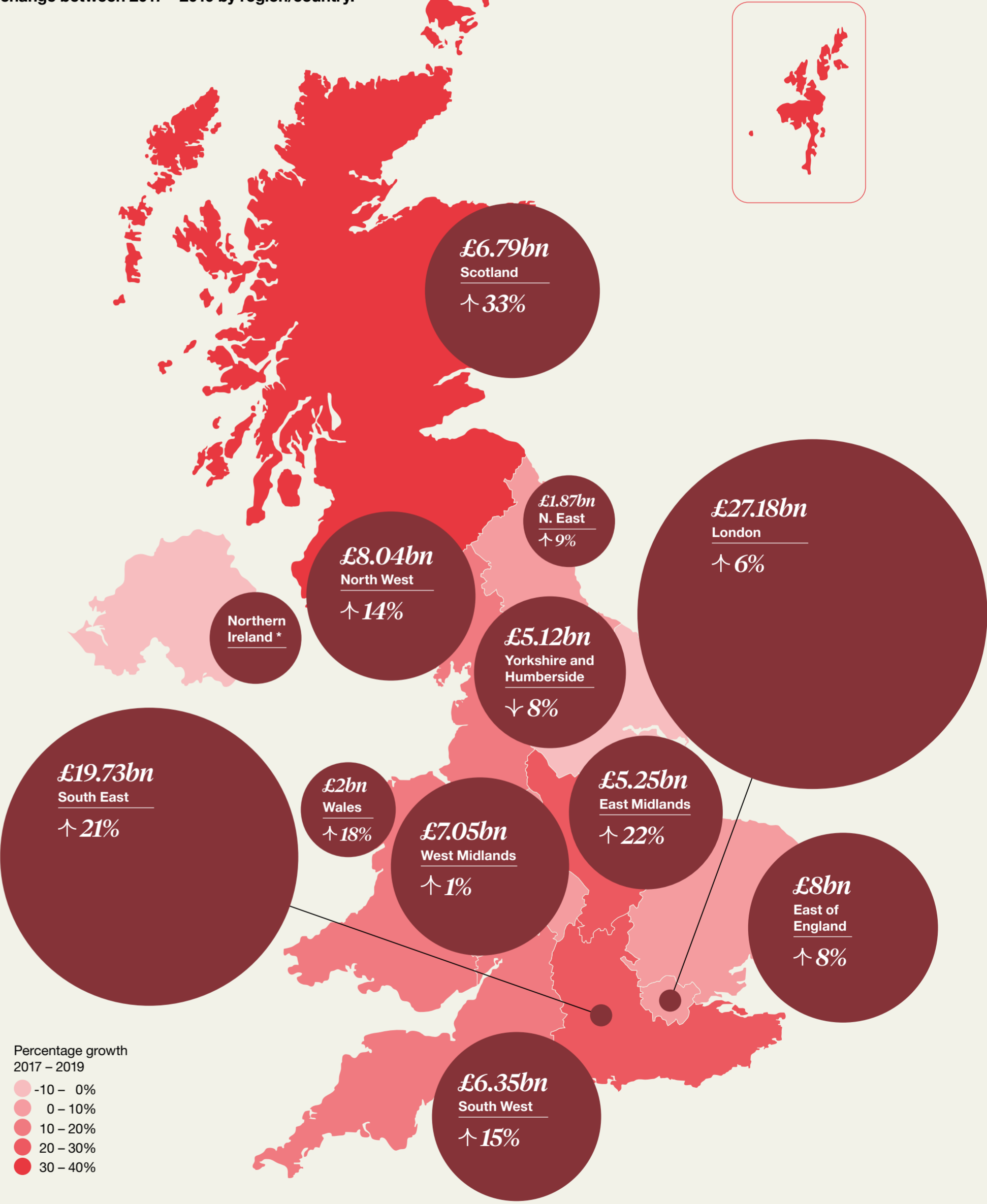


Source: Business Register and Employment Survey (BRES), ONS

⁵ QS World University Rankings 2022, topuniversities.com

⁶ Design clusters are areas with above average concentrations of design employment and/or design businesses.

Figure 3: Design aGVA in 2019 and percentage change between 2017 – 2019 by region/country.




*data not available

Source: Annual Population Survey/Annual Business Survey, ONS

Digital *design*

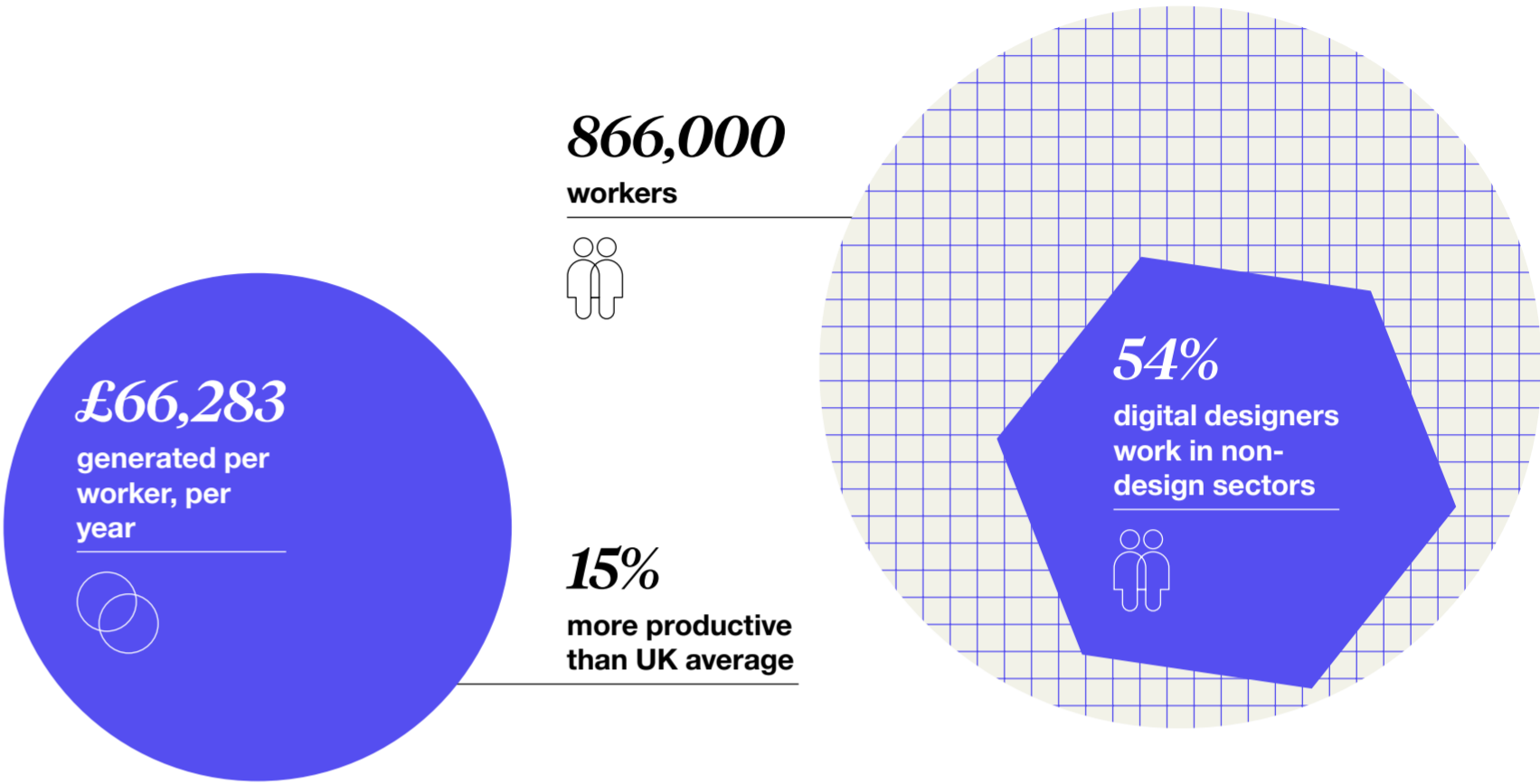
Digital design supercharges the digital economy.
It is highly productive and one of our greatest exports.
It must be at the heart of a future green economy.

- ⊕ Whilst digital tools and methods are used across the design economy, digital design refers to people working in roles such as user-experience design, website and app design, video-games design and other forms of digital production and publishing.
- ⊕ In 2019 digital design contributed £53.9bn in GVA, 2.7% of UK total GVA. The largest and fastest growing design sector, it grew by 138% between 2010 and 2019, three times the rate of the UK's digital sector.⁷
- ⊕ It accounts for 866,000 jobs. These jobs are highly productive, generating £66,823 each per annum – 15% more than the average UK worker. Over 460,000 are in non-design sectors, demonstrating the high demand for digital designers across the economy.
- ⊕ However, 85% of those working in digital design are male, which has implications for inclusive, safe, and representative design. This is especially important when considering the importance of digital technology in our transition to a green economy.
- ⊕ Digital design has a key role to play in driving regional prosperity across the UK. In the last five years we have seen rapid growth in digital design employment in the South West (110%), Scotland (88%) and Yorkshire and the Humber (55%). Of the 11,000 designers working in design industries in Northern Ireland, 8,000 of them work in digital design.



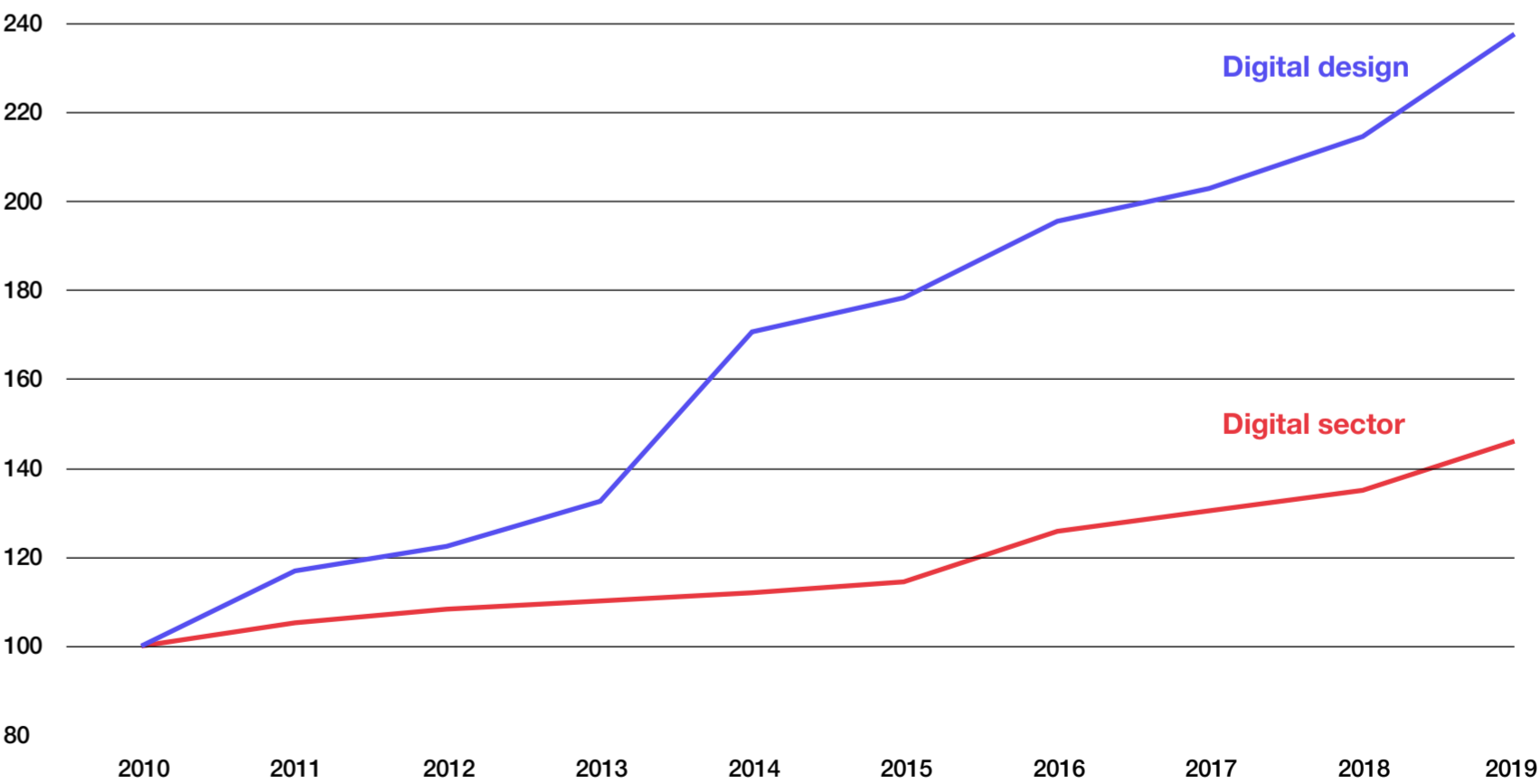
Source: Annual Business Survey/ Annual Population Survey, ONS

⁷ Our definition of the Digital sector is taken from the DCMS Sector Economic Estimates Methodology, 2021, gov.uk



Source: Annual Business Survey/ Annual Population Survey, ONS

Figure 4: Real terms indexed growth for Digital design and DCMS digital sector



Source: Annual Business Survey/ Annual Population Survey

Design skills

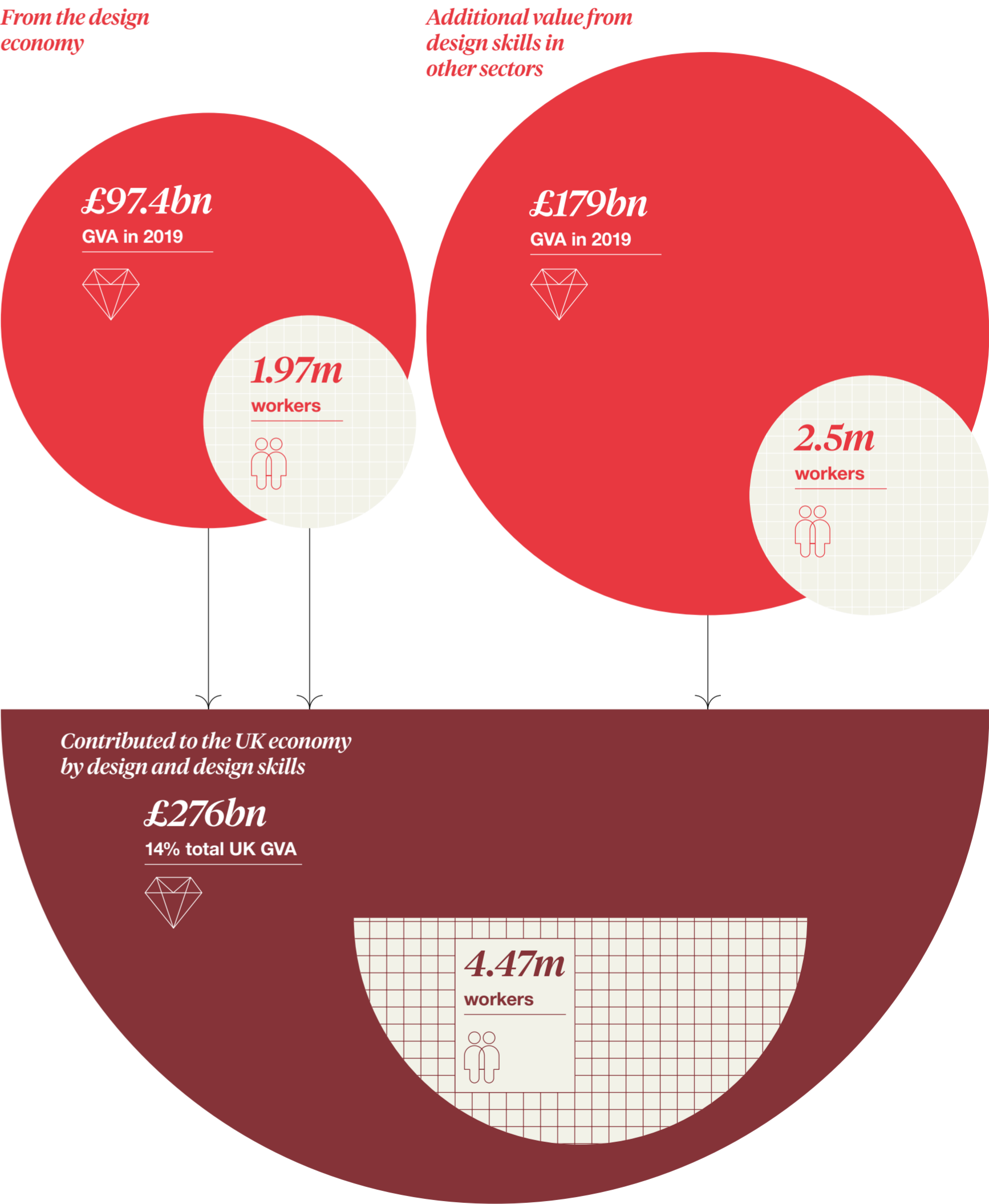
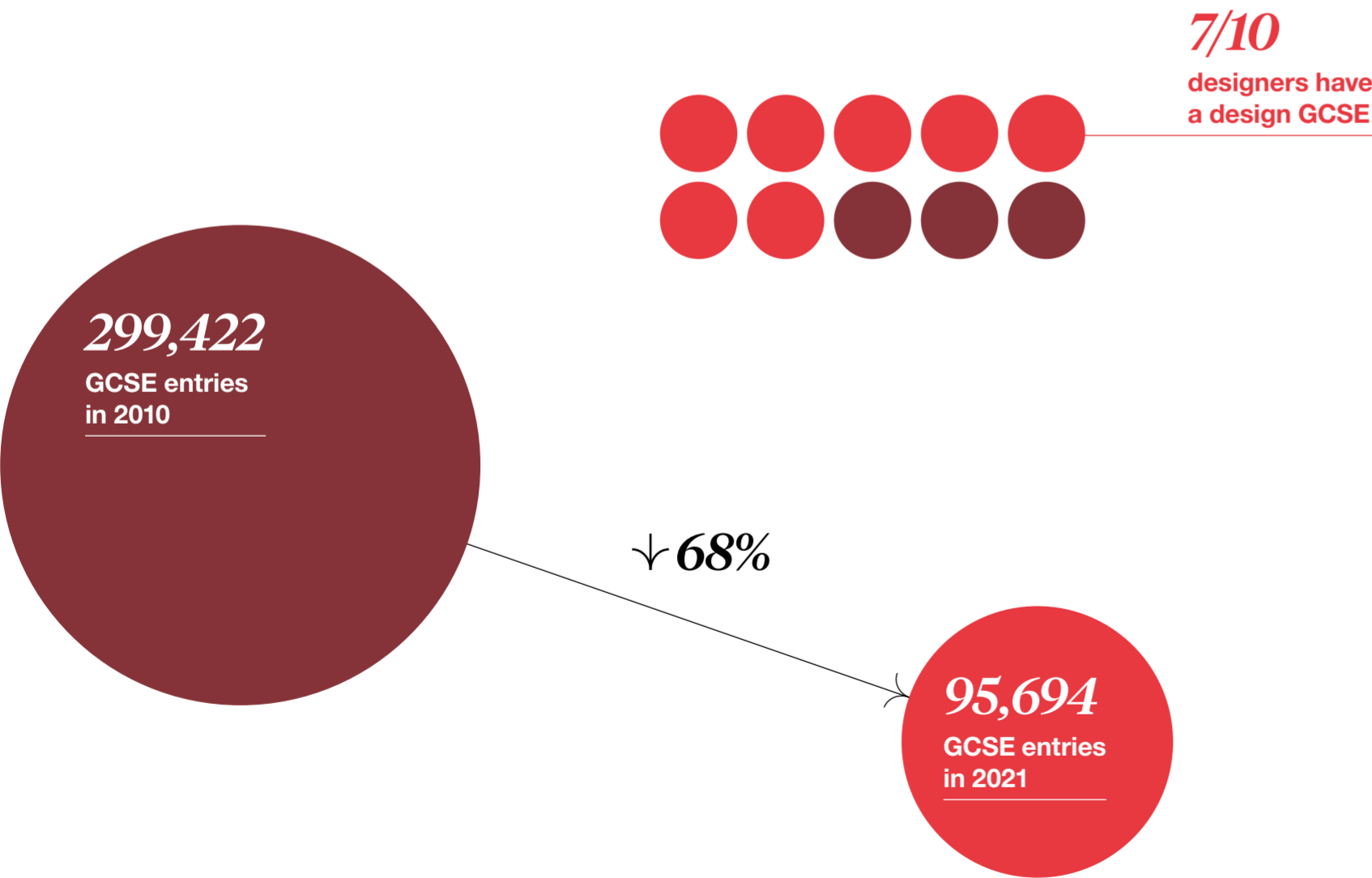
Design skills bring massive economic value to the UK and are relied on by one in seven UK workers.

But without curriculum reform and diversifying career pathways into design, this value is at risk.

- ⊕ Design skills include abilities such as creative problem-solving, visualisation and the use of design methods. They are important skills in jobs ranging from civil engineering to electronics manufacturing, many of which are vital as we transition to a more equitable and sustainable economy.

⊕ In 2019, design skills contributed an additional £179bn in GVA to the UK economy and were important to a further 2.5 million jobs beyond the design economy. When we add the contribution of design skills to the value of the design economy, design is worth £276bn (14% UK GVA) and supports 4.47 million jobs (one in every seven UK jobs).
- ⊕ However, our design skills pipeline is at risk. Across the UK, entries to Design and Technology GCSE have fallen by 68%, a decline which has not been offset by increases in take-up of Art and Design GCSE. This is a crucial career pipeline for designers: seven in ten designers surveyed for this research had a design GCSE.

⊕ At the same time, the design economy is becoming increasingly professionalised: 62% of designers now hold a degree, compared to 58% in 2016.⁸ Whilst this demonstrates that the design economy is a high-skilled workforce, there is an urgent need to diversify pathways into the design workforce so it can benefit all.



⁸ Design Council, Design Economy 2018, designcouncil.org.uk

Source: Annual Population Survey/Annual Survey of Hours and Earnings, ONS

Design *diversity*

The lack of diversity in the design economy workforce is holding it back.

We need urgent action to change this.

- ⊕ The design workforce needs to reflect the diversity of the world it designs for. If it does not, the design of products, places, and services can overlook the aspirations, assets and needs of many people, excluding them and reinforcing existing inequalities and forms of marginalisation.

⊕ The design economy is still disproportionately male: 77% of designers identified as male in 2020, with hardly any change since 2015.⁹ Designers who are female, from an ethnic minority (excluding white minorities) or have a disability are also under-represented at senior and managerial levels.
- ⊕ This is skewed by the three largest sectors in the design economy. Only 19% of workers in architecture and the built environment, 12% of product and industrial design and 15% of digital design workers identify as female.

⊕ There is significant variation in the representation of identities and communities across design sectors. For example, 24% of workers in craft and clothing are disabled or have a long-term work limiting illness, compared to only 10% in advertising.¹⁰ We need more design-wide and sector specific interventions to learn from each other and tackle the diversity crisis within the design economy.

Figure 5: Employment of male and female-identifying designers by sector (2020).

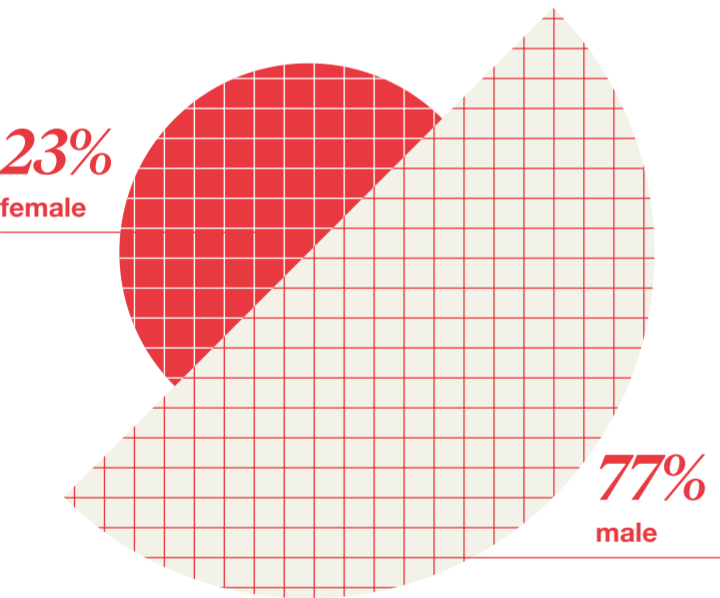
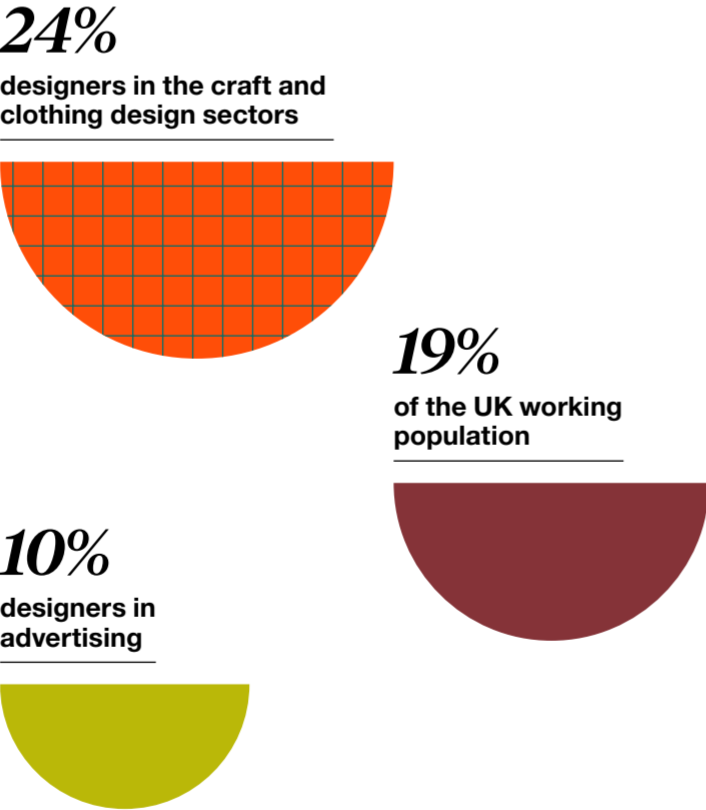


Figure 6: Disability status of designers by sector compared to UK working population (2020).

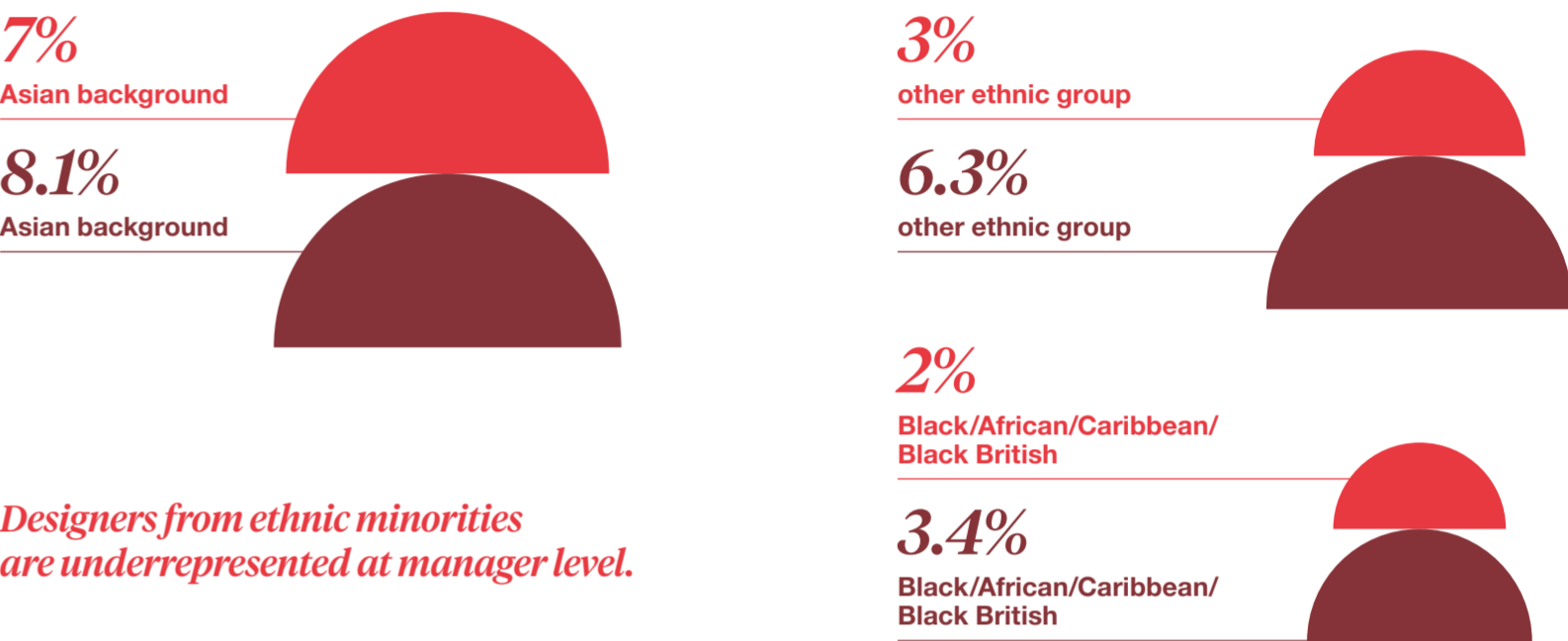


Source: Annual Population Survey, UK Census 2011

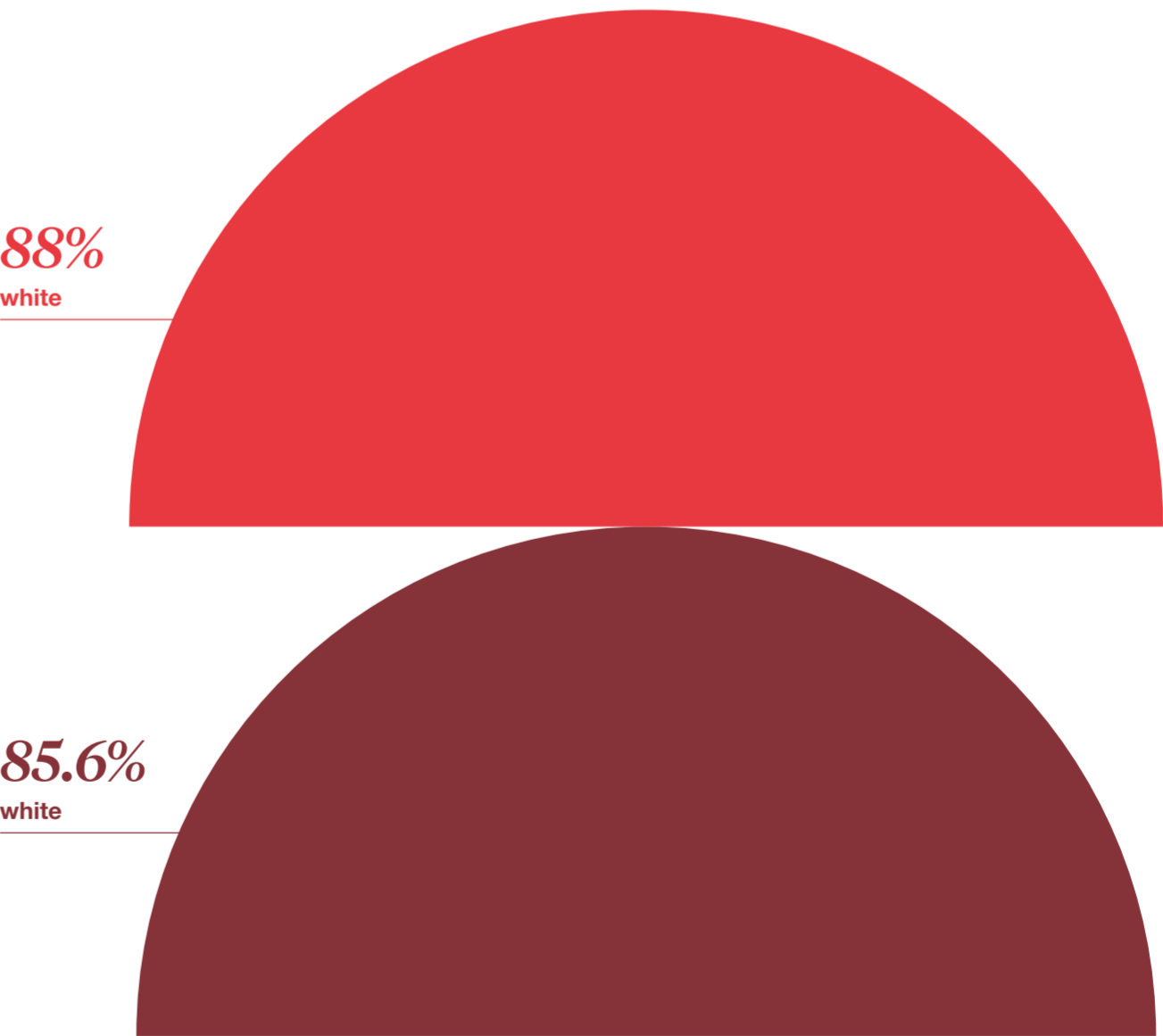
⁹ Design Council, Design Economy 2015, designcouncil.org.uk

¹⁰ This is compared to a national average of 16% (ONS, Population Census, 2011).

Figure 7: Managers in the design economy by ethnicity compared to UK working-age population.



Designers from ethnic minorities are underrepresented at manager level.



Design economy managers UK Economy (Census 2011)

Source: Annual Population Survey, 2011 Census.

Design exports

The UK design economy has a world-class reputation for good design and is a major driver of exports.

However, our global design strengths are now at risk without the right trade agreements, intellectual property frameworks and immigration routes in place.

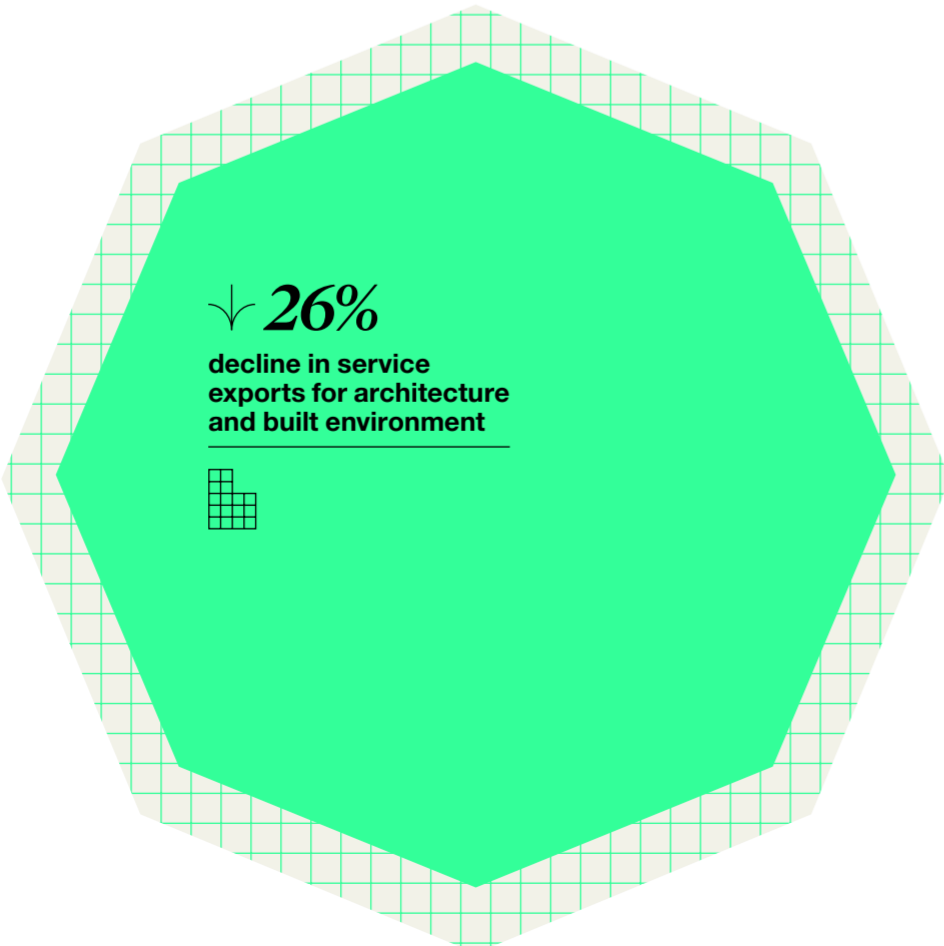
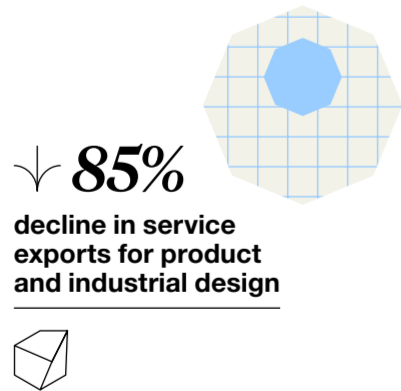
- ⊕ Design is one of the UK’s greatest exports and plays a key role in driving quality across all our export sectors. In 2019 it accounted for over **£70bn** in exports – **one in every ten pounds** from all UK exports.

⊕ The design economy is a vital service export for the UK, worth **£55.9bn** GVA in 2019 and responsible for **18% of all UK service exports**. This includes activity such as an architect being commissioned to design a building by an international firm, or a product designer designing a new piece of furniture for an overseas company.

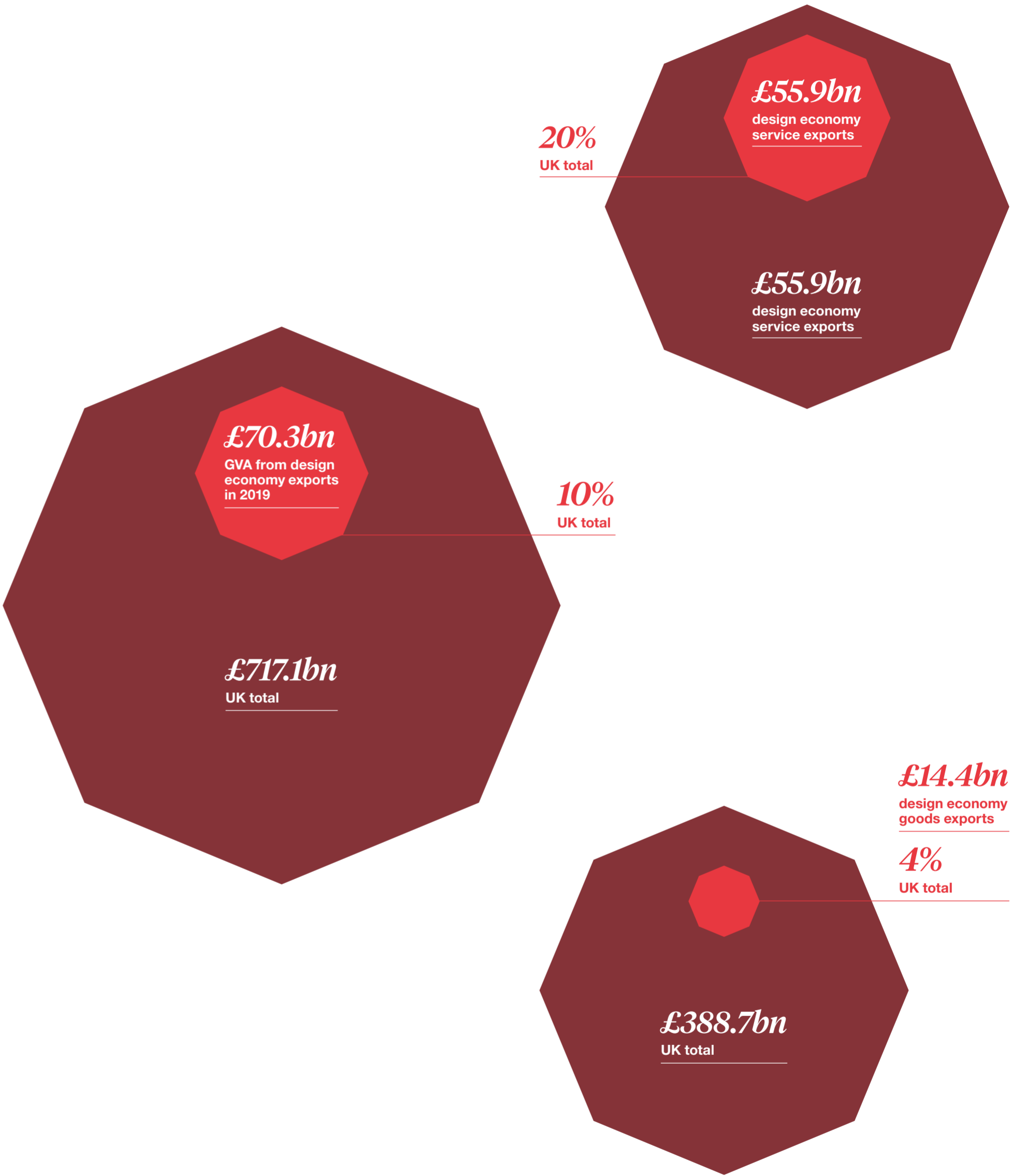
⊕ Service exports from designers working in non-design sectors have grown 27% between 2017 and 2019, twice the rate of UK service exports as a whole. This demonstrates the important role design plays in driving value across the UK’s export sectors.
- ⊕ Whilst exports have grown in the design economy as a whole between 2017 and 2019, especially when we look at designers working in the wider economy, design industries have seen their exports slow significantly following the UK’s exit from the European Union. For example, key service exports within design industries such as product and industrial design (-85%) and architecture and the built environment (-26%) have seen severe contractions.

⊕ Whilst design continues to bring increasing value to UK exports across the economy, our world-leading exports from design industries and firms are at risk without supportive international trade agreements, intellectual property frameworks and immigration routes in place.

Between 2017 and 2019 service exports declined for some design industries:



Source: Annual Business Survey/Annual Population Survey



Source: Annual Business Survey/Annual Population Survey



What's *next*?

The design economy has a central role to play in the coming decade as we address the climate crisis, tackle inequalities at home and foster a new global Britain. Whilst one in twenty people working in the UK are in the design economy, even more rely on design skills as a part of their work. It is a vital asset and capability for the country as it aims to address today's complex challenges.

But the design economy must also overcome significant difficulties if it is to maximise its full potential to create a more just, regenerative and prosperous UK. Ensuring that growth is at the service of social and environmental justice, that design economies outside of London and the South East are better supported, addressing the significant lack of diversity in the sector and a declining skills pipeline are just some of the issues that need to be tackled in order to unlock its potential. Whilst early data suggests that the design economy has shown resilience through COVID-19, with signs of recovery in some sectors, we also do not yet know the long-term impacts of the pandemic on the sector.

This report provides the evidence base for the scale and value of design. In Autumn 2022, Design Council will publish Part 2: a policy briefing paper outlining the policy and industry-led action needed to maximise the value of design to the UK. Further reports will explore the wider social and environmental value of design; and the use of design in business, the public sector, and communities.

Our ambassadors

Design Economy is supported by a group of ambassadors who have contributed to this research and who help to drive systemic change to maximize the value of design.



Leonie Bell
Director, V&A Dundee



Imandeep Kaur
Co-Founder and Director, CIVIC SQUARE



Prof. Sadie Morgan
Founding Director, dRMM and Chair at Quality of Life Foundation



Lord Bilimoria
President, Confederation of British Industry and Founder of Cobra Beer



Lord Kerslake
Chair, Peabody Trust



Seth Scafe-Smith
Co-Founder and Director, RESOLVE



Indy Johar
Executive Director at Dark Matter Labs



Kamran Mallick
CEO, Disability Rights UK



Dr. Elizabeth (Dori) Tunstall
Dean of Design, Ontario College of Art and Design University (OCAD University)



Dr. Jane Davidson
Pro Vice-Chancellor Emeritus, University of Wales Trinity Saint David



Prof. Mariana Mazzucato
Founding Director, UCL Institute for Innovation & Public Purpose



Andrew Haldane
Chief Executive, The Royal Society of Arts, Manufactures and Commerce (RSA), Founder and Trustee at Pro Bono Economics



Indro Mukerjee
CEO, Innovate UK



Lord Johnson
Chairman, Tes Global and Access Creative

Credits

Design Economy Steering Group

Leonie Bell
Director, V&A Dundee

Sandra Booth
Director of Policy and External Relations, CHEAD Council for Higher Education in Art and Design

Carole-Anne Davies
Chief Executive, Design Commission for Wales

Deborah Dawton
Chief Executive, Design Business Association

Professor Martyn Evans
Faculty Pro Vice Chancellor Arts and Humanities, Director of Manchester School of Art, Manchester Metropolitan University

Floriane Fidegnon
Head of Industry, Technology and Innovation, Policy Connect

Rhian Gladman
Programme Manager – Economic Growth and Innovation, Local Government Association

Mark Griffin
Deputy Director, Creative Economy, Department for Digital, Culture, Media and Sport (DCMS)

Andrew Haley
Chair, Ministerial Advisory Group (MAG) for Architecture and the Built Environment in Northern Ireland

Professor Edward Harcourt
Director of Research, Strategy and Innovation, UKRI Arts and Humanities Research Council

Dids Macdonald
CEO, Anti Copying in Design

Jim MacDonald
Chief Executive, Architecture and Design Scotland: A&DS

Justin McGuirk
Chief Curator, Design Museum

Shiza Naveed
Design Policy Manager, Technology and Innovation, Policy Connect

Anita Okunde
Climate Activist, Founder and President of Girl Up Manchester

Charlotte Thomason
Associate Director of SMEs, Confederation of British Industry (CBI)

Authors

Bernard Hay
Jonathan Todd
Sabina Dewfield

Research

Design Council:
Sabina Dewfield, Cat Drew, Tim Dudas, Bernard Hay

BOP Consulting:
Jonathan Todd, Yvonne Lo

Enterprise Research Centre:
Professor Mark Hart, Dr. Neha Prashar

Copy editing

Eve McGowan

Graphic design

Joana Pereira
Calum Spence



This work is licensed under a Creative Commons Attribution-ShareAlike 4.0 International License. To view a copy of this licence, visit

